

# Steering Committee Agenda

January 8, 2025 | 12:00pm-1:30pm



Welcome ..... Jim McPherson

Executive Update..... James Washington

County and Community Updates

- Pima County..... Crystal La Tour Rambaud MPH, RN
- Fire Department Updates

ADHS Update.....Nicole Clapeck

AHCCCS Update..... Georgette Chukwuemeka

Medicaid Update..... Jennifer J. Burns

National Cervical Cancer Awareness.....Gail Hock DNP, APRN, PHCNS-BC

Communication Messaging ..... Karin Szymanski

Advocacy Update..... Jennifer Tinney

Arizona Families for Vaccines .....Ashley Chambers

2025 Trainings.....Laura Smith

**NEXT MEETING DATE:**

**Steering Committee Meeting**  
**Flinn Foundation**  
March 12, 2025  
12:00pm - 1:30pm

**Steering Committee**


January 8, 2025  
12pm-1:30pm



1

Welcome & Introductions


**Jim McPherson**  
TAPI



2

Executive Update


**James Washington**  
TAPI



3

Our offices have moved!

**City Square, 3838 N. Central Avenue, Suite 1650**



Open House to be scheduled soon!

4


Executive Update

Preparing for upcoming Federal transition

- Working with national partners for unified messaging
- Communicate challenges and needs
- Collect stories to share with policy makers

Strategic Planning 2025

- Data driven, communication strategy
- Advocacy/Legislative education
- Strengthening Coalition partnerships




5

Executive Update

**SAVE THE DATE**

**Big Shots for Arizona Awards Ceremony**

Honoring the Dr. Daniel T. Cloud Outstanding Practices & Arizona Big Shots





**Location: DoubleTree by Hilton Phoenix Mesa**  
**Date: April 15, 2025**  
**Time: 5:00pm-8:00pm**

**Cloud Awards** - Honors practices that have improved immunization coverage levels. Verified by A3IS assessments.

**Big Shots Awards** - These awards recognize exceptional efforts of individuals & organizations.


Celebrating 30 years of science, education and advocacy.


6

County Update


**Crystal Rambaud, RN**  
Pima County



7




**Pima County Immunization Program Highlights**  
Crystal La Tour Rambaud MPH, RN  
VPD Program Manager



8

**Vaccine Equity Update**




- 6 months remaining
- COVID-19 Vaccines: 137
- FLU Vaccines: 95
- COVID test kit distribution: 853
- Education Only Outreaches – 2 events, 92 community members engaged.

9 |

9




**Long COVID Campaign Update**




10 |

10

**Other Program Updates**

-  Immunization standing orders are being revamped and updated
-  Working on setting up preparedness trainings for clinical staff
-  Looking ahead to Back to School

11




**Questions?**  
[Crystal.Rambaud@pima.gov](mailto:Crystal.Rambaud@pima.gov)

12

Fire Department Updates


**Kandy Evans**  
Phoenix Fire Department



13

ADHS Update

**Nicole Clapeck**  
ADHS



14



**Nicole Clapeck**  
Immunization Services Bureau  
Chief





15

BIZS Updates

- Annual Immunization Conference
  - <https://cvent.me/LYWx8m>
- Immunization Advisory Committee (IAC)
- VFC/VFA Flu Prebook Survey


Thank you


16

AHCCCS Update

**Georgette Chukwuemeka**  
Strategic Performance Administrator  
AHCCCS



17



**ARIZONA**  
HEALTH CARE COST  
CONTAINMENT SYSTEM

**Childhood and Adolescent  
Immunization Completion Rates  
Calendar/Measurement Year 2022**

January 8, 2025

18

## Agenda

- Childhood Immunization Completion Rates Report Overview
- Overview of Calendar Year (CY) 2022 Immunization Results
  - CY 2022 Childhood Immunization Completion Rates
  - CY 2022 Adolescent Immunization Completion Rates
- Barriers to Immunizations
- AHCCCS Initiatives & Next Steps

19

## Childhood Immunization Completion Rates Report Overview

ARIZONA  
HEALTH CARE COST CONTROLLING BOARD

20

## Childhood Immunization Completion Rates Report Overview

### Background:

- Childhood immunization completion rates are reported to the Arizona legislature every other year in accordance with state law (ARS §36-2904).
- The most [recent report](#) was submitted in April 2024 and includes results reflective of Calendar Year (CY) 2022 performance.
- The report includes both statewide aggregate rates as well as Contractor-specific rates.
- Note: The report does not include adolescent immunization completion rates, but these results are included in this presentation for informational purposes.

21

## Overview of CY 2022 Immunization Results

ARIZONA  
HEALTH CARE COST CONTROLLING BOARD

22

## Overview of CY 2022 Immunization Results

### Important Notes:

- In the following table, the statewide aggregate rates are reflective of AHCCCS Complete Care (ACC); Arizona Department of Child Safety Comprehensive Health Plan (DCS CHP); Arizona Department of Economic Security, Division of Developmental Disabilities (DES/DDD); and Arizona Long Term Care System, Elderly and Physical Disabilities (ALTCS-EPD) Contractor performance.
- CY 2022 statewide aggregate results are compared to:
  - CY 2021 and CY 2020 results and
  - The NCQA Medicaid Mean for the associated measurement year.
- Rates in bold met or exceeded the NCQA Medicaid Mean.

23

## CY 2022 Childhood Immunization Completion Rates

ARIZONA  
HEALTH CARE COST CONTROLLING BOARD

24

## CY 2022 Childhood Immunization Completion Rates

Table 1: Aggregate Individual/Combination Immunization Completion Rates by 24 Months of Age

AHCCCS Rate <sup>1,2</sup>	DTaP (4 doses)	IPV (3 doses)	MMR (1 dose)	HiB (3 doses)	Hep B (3 doses)	VZV (1 dose)	PCV (4 doses)	Hep A (1 dose)	RV (2-3 doses)	Flu (2 doses)	Combo 3 <sup>3</sup>
<b>CY 2022</b>	65.6%	82.9%	80.0%	81.6%	82.8%	79.4%	67.1%	78.5%	67.5%	34.5%	59.6%
<b>CY 2021</b>	66.6%	82.6%	80.6%	81.5%	83.2%	80.2%	67.6%	78.8%	67.2%	41.2%	61.3%
<b>CY 2020</b>	72.2%	86.3%	85.7%	85.2%	85.9%	85.0%	73.7%	84.2%	69.7%	41.8%	67.1%

Key Takeaway: For CY 2022, none of the individual or combination immunization completion rates at the statewide level met/exceeded the NCQA Medicaid Mean.

25

## CY 2022 Adolescent Immunizations Completion Rates

ARIZONA HEALTH CARE COST CONTAINMENT SYSTEM

26

## CY 2022 Adolescent Childhood Immunization Completion Rates

AHCCCS Rate	Meningococcal (1 Dose)	Tdap or Td (1 Dose)	HPV (2 or 3 Doses)	Combination 2 (Meningococcal, Tdap, and HPV)
<b>CY 2022</b>	86.7%	88.1%	40.8%	40.1%
<b>CY 2021</b>	86.3%	87.0%	40.7%	39.4%
<b>CY 2020</b>	87.4%	88.5%	44.7%	43.0%

Key Takeaway: For CY 2022, all individual and the combination immunization completion rates at the statewide level met/exceeded the NCQA Medicaid Mean.

27

## Barriers to Immunizations

ARIZONA HEALTH CARE COST CONTAINMENT SYSTEM

28

### Barriers to Immunizations

- Noted barriers and challenges to improving immunization rates include the following:
  - Ongoing challenges with returning to pre-COVID performance
  - Vaccine hesitancy and delays
  - Gradual increase of nonmedical exemptions to school vaccination requirements for children entering kindergarten
    - The ADHS noted the exemption rate increased from 6.6% to 7.3% for kindergarten and from 7.4% to 8.1% for sixth grade during the 2022–2023 school year as compared to 2021-2022 school year.
    - According to the CDC, Arizona had one of the highest exemption rates for school required vaccines among children and in kindergarten during the 2022-2023 school year.

29

## AHCCCS Initiatives & Next Steps

ARIZONA HEALTH CARE COST CONTAINMENT SYSTEM

30

### AHCCCS Initiatives & Next Steps

- AHCCCS discussed the report with its Contractors during a Quality Improvement meeting.
  - Note: CY 2023 performance measure results are anticipated to be made publicly available in Spring 2025.
- Starting with the Contract Year Ending (CYE) 2024\*, AHCCCS added the Childhood Immunization Status Combination 3 measure as a secondary value-based purchasing (VBP) withhold measure for its Contractors.
  - This measure has also been included as a secondary VBP measure for CYE 2025.

\*CYE 2024 covers the contract term from October 1, 2023 - September 30, 2024 and is reflective of Calendar Year 2024 performance.



31

### AHCCCS Initiatives & Next Steps

- AHCCCS launched the Back to Basics Performance Improvement Project (PIP) in CYE 2019 to increase the number of child and adolescent well-child/well-care visits. This PIP has remained active through Calendar Year 2024.
- AHCCCS launched the statewide Back-to-School well-care member incentive campaign in collaboration with its Contractors during Summer 2023. The goal of the campaign was to improve well-care visit rates at the statewide level.
  - Note: Although focused on well-child/well-care visits, both initiatives may support improvement in immunization rates as vaccines are typically addressed during these visits.



32

Questions?  
**Thank You**



ARIZONA HEALTH CARE COST CONTAINMENT SYSTEM

33

### Advocacy Update

**Jennifer J. Burns**  
Director of Government Relations & Health Policy  
Children's Action Alliance



34

### Cervical Health Awareness Month

**Gail Hock DNP, APRN, PHCNS-BC**  
National Cervical Cancer  
Coalition



35

**In honor of Cervical Health Awareness Month  
Thank you for each and every HPV vaccine you administer!**

**From the NCCC Arizona Chapter Leadership team:**  
Blair Coe-Schweiger, MS, PhD student  
Lindsay Curry  
Shaundra Hall  
Gail Petersen Hock, DNP, APRN, PHCNS-BC



36

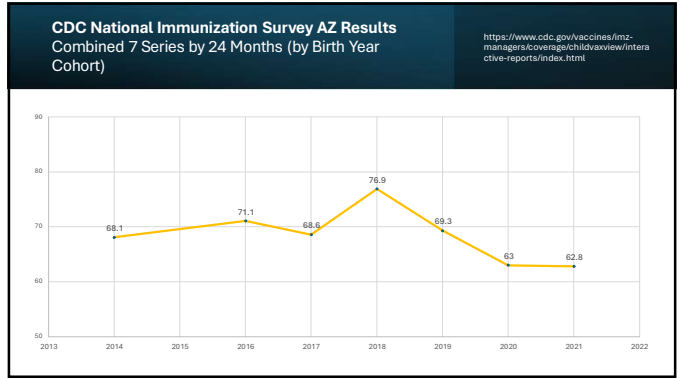
**tapi**  
The Arizona Partnership for Immunization  
www.immunize.org

## Advocacy

Jennifer Tinney, TAPI  
480.580.3584  
[jennifert@tapi.org](mailto:jennifert@tapi.org)

I GOT MY COVID-19 VACCINE!  
And Tdap, and Flu, and Shingles, and...

37



38

### AHCCCS Childhood Immunization Completion Rates 2005-2022

Released April 2024  
[www.azahcccs.gov/shared/Downloads/Reporting/2024/CY2022/ChildhoodImmunizationReport.pdf](http://www.azahcccs.gov/shared/Downloads/Reporting/2024/CY2022/ChildhoodImmunizationReport.pdf)

Audit Year	DTaP	IPV	MMR	Hib	HBV	VZV	PCV	Hep A	RV	Flu	Combo
2005	84.5%	93%	93.6%	85.7%	89.5%	86.7%					73.2%
2007	85.6%	93.2%	94.2%	93.5%	94%	92%					81.4%
2009	84.8%	93.4%	94.9%	Hib Shortage	94%	94%	83%				Hib Shortage
2011	79.5%	91.4%	91.3%	91.5%	87.9%	90.5%	79.9%				72.9%
2015	82.9%	90.8%	93%	89.3%	89.9%	92.6%	80.1%	92.3%	76.4%	46.6%	73.2%
2017	78.9%	87.7%	88.5%	87.2%	87.8%	76.3%	87.7%	60.8%	39.8%		70.9%
Adoption of new methodology for 2021 assessment											
2020	72.2%	86.3%	85.7%	85.2%	85.9%	85.0%	73.7%	84.2%	69.7%	41.8%	67.1%
2022	65.6%	82.9%	80%	81.6	82.8%	79.4%	67.1%	78.5	67.5%	34.5%	59.6%

39

after mum asked anti-vaxx group for tips

anti-vaccine

The battle with coronavirus misinformation is only just starting

sine sceptic NFL star Rodgers denies having

Politics, Headlines, and Hesitancy

Violence

Elon Musk appears to back anti-vaccine mandate trucks in Canada

Hand Puff's anti-CDC video slammed as 'mass murder manifesto'

Athletes refusing Covid job shouldn't compete at the Olympics

40

Vaccines the more you KNOW the more you NO

icks Anti-Vaccine Activist and Cons  
Robert F. Kennedy Jr. As Health S

41

NEWS

Dave Weldon's CDC Role and Its Impact on Vaccine Policies

NBC News - 25 Nov 2024

- DR. DAVE WELDON: CDC DIRECTOR
- DR. MARTY MAKARY: FDA COMMISSIONER
- DR. JANETTE NESHEWAT: SURGEON GENERAL

RFK Jr.: "Thank you [to the NIH] for public service. We're going to give infectious disease a break for about eight years."

Kennedy wants to take a "break" from studying infectious diseases like COVID-19 and measles.

[www.nbcnews.com/politics/pol...](http://www.nbcnews.com/politics/pol...)

Vaccine Skeptics National Platform

42



**VACCINATION**  
FROM THE MISINFORMATION VIRUS

NM PBS

April ADHS Immunization Conference

43

### National Policy Moving in Advance

- HHS including vaccine payment issues in top priorities for next 5-year plan.
- CMS toolkits for A, B, D coverage in LTC
- Advocacy agencies including payment in all plans and discussions.
  - Centralized form for payment issues 12/2024.
- Increase for Community Health Center Medicare flu payments.
- Hepatitis B vaccine approved for Medicare Part B payments by mass immunizers 1/2025

44

**Trump statement**

Purpose to "dismantle government bureaucracy, slash excess regulations, cut wasteful expenditures, and restructure federal agencies."

### Funding Impacts

- Impact could be as soon as Jan despite advanced moves
- Likely to starve programs
- AZ relies on Federal grants for immunization system

45

AMERICAN HEALTH LAW ASSOCIATION

### Vaccine, Vaccination, and Immunization Law

Second Edition

Reina Dean Abramson

ISBN: 9781634561000

David Reiss, Peter O. Sato, and John R. Thomas

### State Advocacy

New members in AZ Health Committees  
May see old bills come back into play

46

### Previous Vaccine Bills

- Requirement to offer titers
- Addition of religious exemptions to school/PBE to childcare
- Naturopath authority on medical exemptions
- Requirement to provide full package insert/ingredient list counseling
- State vaccine adverse event tracking system
- Annual report of all adverse events
- Pets- No requirement for rabies vaccine
- No employer requirements

47

### First Vaccine Related Bill 2025: HB2012

**Summary:**  
Prohibits employers, government entities, health care entities from requiring Emergency Use Products as a condition of employment.


**Lead Sponsor:** Kupper

**Talking Points:**


- EUA products are tested for efficacy and safety before given approval
- Bill erodes ability of employers to protect their workplaces as they deem necessary
- Health care employers (including public health) use policies to protect employees and patients with vulnerable conditions
- Denying tools to mitigate highly pathogenic infectious diseases would cost many lives and devastate the economy

48


## Advocacy Committee



MEETS EVERY OTHER FRIDAY JAN-APRIL - REBECCA AND JENNIFER



WEEKLY UPDATES AND TALKING POINTS SHARED WITH COMMITTEES



[PATI@TAPI.ORG](mailto:PATI@TAPI.ORG)

49



**H5N1 Bird Flu**  
**How is it Spreading?**

\*No human-to-human spread of H5N1 has been detected during the current outbreak in dairy cows.

**ARIZONA REPORTS ITS FIRST HUMAN CASES**

50

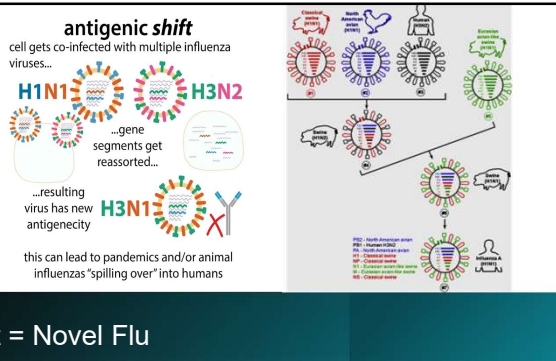
### antigenic shift

cell gets co-infected with multiple influenza viruses...

H1N1 + H3N2 → ...gene segments get reassorted... → H3N1

...resulting virus has new antigenicity

this can lead to pandemics and/or animal influenzas "spilling over" into humans



**Shift = Novel Flu**

51

## Influenza H5

- 58 Confirmed Total Reported Human Cases in the United States
- Current public health risk is low, CDC is watching the situation carefully

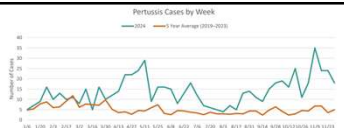
Confirmed human case summary during the 2024 outbreak, by state and exposure source

Exposure Source				
State	Cattle	Poultry	Unknown	State Total
California	31	0	1	32
Colorado	1	9	0	10
Michigan	2	0	0	2
Missouri	0	0	1	1
Oregon	0	1	0	1
Texas	1	0	0	1
Washington	0	11	0	11
<b>Source Total</b>	<b>35</b>	<b>21</b>	<b>2</b>	<b>58</b>

52

## Pertussis

- 669 confirmed or probable cases of Pertussis (exceeded the five-year average of 266).
- The age group most impacted is 5-18, followed by 0-4.
- 18 cases in 5 counties were reported in week 48. This is a 33% decrease from the previous week. (12 this week)
- 67.4% of confirmed or probable cases had received one or more doses of a pertussis containing vaccine, 20.9% were not vaccinated, and the remaining had unknown vaccination status.
- 37 hospitalizations of Pertussis cases were reported in 2024.
- No pertussis deaths have been reported in 2024.



Metric	Value
Current Week Total	18
2024 Total	669
5-year average	266
% increase compared to average year	152%
% increase, compared to last week	-33%


Age Group	2024	Current Week
0-4	127	7
5-18	361	8
19-49	86	1
50-64	44	1
65+	51	1

County	2024	Current Week
Apache County	0	0
Cochise County	4.98	0.80
Cocconino County	5.51	0
Gila County	3.75	0
Gravine County	0	0
Greenlee County	0	0
La Paz County	0	0
Maricopa County	11.00	0.29
Maricopa County	2.84	0
Navajo County	5.82	0
Pima County	4.41	0.39
Pinal County	13.64	0.34
Santa Cruz County	27.27	2.50
Yavapai County	11.00	0
Yuma County	4.41	0

53

## Ashley Chambers


### AZ Families for Vaccines



54

# Karin Szymanski


TAPI



55

## Messaging in 2025 – Back to the Basics

- Focus on disease education - what they are, symptoms, impact to health, etc.
- Storytelling to provide a history since today many diseases are not a concern.
- Where will science fit in with messaging with new administration?
- Incorporating vaccines as the best defense and other 'healthy habits'.
- Community Immunity - can this important concept find a place in our state now?
- Chickenpox parties – what did we learn in messaging?
- Your input from your experience...



56

## Messaging in 2025 – Discussion


1. Where will science fit in with messaging with new administration?
2. Community Immunity - how does this concept find a place in our messaging?
3. Chickenpox parties – what did we learn in messaging? Anything we can carry forward?
4. What cultural sensitivities do we need to be aware of? SDOH?
5. We need to build our storytellers – how can you help?
6. Any other thoughts, experiences you can share with the group?



57


# Laura Smith

TAPI



58

## 10 Things Trainings



**10 Things School Nurses and Health Office Staff Need to Know About Vaccines?**

Free Training!  
November 7, 2024  
12 - 1:30 pm  
OR  
November 5, 2024  
12 - 1:30 pm

**10 THINGS PARENTS NEED TO KNOW ABOUT WHY WE IMMUNIZE**

Presented in partnership with the Department of Health Services, Department of Immunization and the State of Arizona's disease prevention.

For more information visit [www.azdhs.gov](https://www.azdhs.gov), [www.azdhs.gov/immunization](https://www.azdhs.gov/immunization) or call 602-964-2000.


REGISTER HERE!

**10 Things School Health Staff**

- 2 trainings (February and September)
- 435 total registrants

**10 Things Parents**

- 2 trainings (November and December)
- 148 total registrants




59

## Provider Community of Practice



- Planning group identified purpose, goals, ground rules, potential topics and helped recruit participants
- 20-25 participants per call
- Statewide participation (Maricopa, Coconino, Graham, Pima, Cochise, Pinal, Yavapai, Navajo, Yuma, Greenlee, Mohave, LaPaz)
- Private practices, FQHCs, IHS/ 638, health dpts, nonprofit clinics



60

### Provider Community of Practice

#### Microsystem


Help provided at the clinic level

- Job aides
- Slide decks for new hire training
- Policies and processes for onboarding and annual competency checks
- Contacts with Pharmaceutical companies to order
- Interventions to increase attendance at back-to-school events
- How to push MyIR with families
- Policies and processes for monitoring medical errors
- Planning guides for employee immunization efforts
- Tools to assess staffing ratios

#### Macrosystem


Trends uncovered at the larger system

- Challenges with quality of training new MAs are receiving
- Confusion about schools accessing and being able to review ASIIS records Schools not explaining ACIP recommendations
- Challenges managing COVID-19 wastage
- Shipping delays
- Syringe shortages
- Parity in flu vaccine availability
- Challenges influencing leadership, especially in financing necessary staffing or creating a supportive work environment
- Challenges with providers not recommending vaccines (especially COVID-19)




61

### TAPI Trainings





TIPS	Date	Attendees	Registered	No-Show %	Staff	Exhibitors
Banner New River Trails	May 14th	37	50	26%	10	0
Sierra Vista	May 21st	31	26	0%	5	6
Tucson	May 22nd	45	60	25%	5	10
Banner Tucson	May 23rd	32	53	40%	7	0
Yuma	May 30th	45	74	40%	4	6
Banner East Valley	June 6th	40	43	7%	9	0
Phoenix West	June 20th	77	111	31%	6	9
Show Low	June 24th	46	62	26%	5	8
Flagstaff	July 10th	69	99	30%	5	8
Kingman	July 11th	24	32	25%	5	5
Banner East Valley	July 16th	33	44	25%	10	0
Phoenix Central	July 18th	70	103	32%	7	12
Phx East	Aug 8th	64	91	30%	5	10
Tucson 82	Dec 12th	21	41	51%	5	6
<b>Total</b>		<b>634</b>	<b>859</b>	<b>26%</b>	<b>88</b>	<b>80</b>

Total Registered: 1057





62

### Summer TIPS

63

### Summer TIPS

64

### School Health Mentoring Forum


- New forum to support school health staff
- Looking for a mix of urban and rural school health staff, nurses and non-nurses, charter, public and private schools represented
- Will address ways to improve vaccine rates and reduce personal belief exemptions
- 3-month pilot program
- Looking for funding to expand to full school year in 2025/2026
- Virtual meetings Jan. 22, Feb. 28, and April 2 from 2-3 pm




65

### 2025 Educational Trainings

- 10 Things Parents Need to Know Training
- 10 Things School Nurses Need to Know
- Provider Community of Practice
- TIPS- Summer 2025 (planning stages)
- School Health Mentorship Forum



66

**Thank You!**

Next  
**Steering Committee Meeting  
Flinn Foundation**  
March 12, 2025  
12pm-1:30pm



**tapi** The Arizona Partnership  
for Immunization  
Whyimmunize.org

67